

APPAREL



>>> <https://bike.shimano.com/en-EU/apparel-accessories/apparel.html>

HEAD TO TOE,
SHIMANO APPAREL
IS DESIGNED TO
PERFORM



S-PHYRE



Blue
CW-JSRS-TS11MB01



BACK



NEW COLOR
Black/Blue
CW-JSRS-TS11ML10



NEW COLOR
Red
CW-JSRS-TS11MR01



Black
CW-PARS-TS11ML01



BACK

S-PHYRE FLASH SHORT SLEEVE JERSEY

PROFESSIONAL GRADE JERSEY THAT LOOKS AS GOOD AS IT FUNCTIONS. ANATOMICAL AND AERODYNAMIC RACE-FIT SUPPORTS AN EFFICIENT RIDING POSTURE. OF WOVEN AND KNIT FABRICS SUPPORTS AN EFFICIENT RIDING POSTURE.

FEATURES

- New pattern and shoulder cut hugs the body's contours for a sleek and wrinkle-free fit.
- Extreme lightweight woven material in combination with knitted material on the back, for aerodynamic effect and great breathability.
- Limited stretchability on the back, to prevent the pocket from excessive sagging.
- Extended sleeves to perfectly hug the muscles, made with a combination of woven material and knitted material at the under arm for an incredible anatomical fit.
- Special construction keeps the pockets flat when the jersey is worn, still granting easy access and keeping items in the pocket more secure.
- Flat elastic band with silicone dots at the bottom of the jersey, increases on the body stability and prevents sagging.
- Flat reversed zipper on the front, for slick appearance and aerodynamics.

MATERIAL

- Main body: 75% polyester, 25% elastane
- Part: 95% polyester, 5% elastane, 86% polyester, 14% elastane

SIZE

- EUR: XS - XXL/NA: XXS - XL/LA: PP - XG/Asia: S - XXXL



S-PHYRE FLASH BIB SHORTS

PROFESSIONAL GRADE BIB SHORT THAT LOOKS AS GOOD AS IT FUNCTIONS. ANATOMICAL AND AERODYNAMIC RACE-FIT SUPPORTS AN EFFICIENT RIDING POSTURE. MINIMAL SEAMS FOR EXTREME COMFORT.

FEATURES

- Woven compression materials on the thighs improves circulation, reducing fatigue on long rides. Without needing a leg gripper, the compression materials also keep shorts in place while aggressively riding or wearing legwarmers.
- Elastic, flat bib strap construction with a lightweight and highly breathable material on the upper-back is great for wicking away sweat. Layers perfectly with jerseys.
- Back insert in woven material, for great support.
- S-PHYRE chamois, 4 layers, for great shock absorption and breathability.

MATERIAL

- Main body: 71% polyamide, 29% elastane
- Part: 66% polyamide, 34% elastane, 86% polyester, 14% elastane

SIZE

- EUR: XS - XXL/NA: XXS - XL/LA: PP - XG/Asia: S - XXXL



S-PHYRE
Chamois





NEW

S-PHYRE LEGGERA SHORT SLEEVE JERSEY

PROFESSIONAL GRADE HOT WEATHER JERSEY THAT ENHANCES PERFORMANCE AND COMFORT FOR A SUPERIOR RACING EXPERIENCE.

FEATURES

- Anatomical and aerodynamic race-fit made with a combination of ultra-lightweight materials, for extreme breathability and comfort for the most demanding riders.
- Extremely lightweight knitted material with breathable mesh side panels and sleeves efficiently support muscles while venting heat.
- Set-in sleeve design flattens shoulder area for a comfortable, pucker-free racing posture.
- Lightweight and highly elastic mesh sleeves extend longer to provide protection and muscle support.
- Waist and sleeve openings with flat elastic binding look and feel amazing.
- Flat reversed zipper for excellent fit and aerodynamics.

MATERIAL

- Main body: 82% Polyester, 18% Elastane; Parts: 88% Polyester, 12% Elastane

SIZE

- EUR: XS - XXL/NA: XXS - XL/LA: PP - XG/Asia: S - XXXL



NEW

S-PHYRE LEGGERA BIB SHORTS

PROFESSIONAL GRADE HOT WEATHER BIB SHORT THAT ENHANCES PERFORMANCE AND COMFORT FOR A SUPERIOR RACING EXPERIENCE.

FEATURES

- Anatomical and aerodynamic race-fit with strategic combination of fabrics that support the muscles and an efficient riding posture.
- Compression fabric supports leg muscles for intense, high-performance riding.
- Laser cut, flat bib straps and lightweight upper back mesh layer and breathe flawlessly.
- S-PHYRE 4-layer chamois provides amazing shock absorption and breathability.

MATERIAL

- Main body: 71% Polyamide, 29% Elastane; Parts: 74% Polyamide, 26% Elastane; Mesh Part: 93% Polyester, 7% Elastane

SIZE

- EUR: XS - XXL/NA: XXS - XL/LA: PP - XG/Asia: S - XXXL



NEW

S-PHYRE SHORT SLEEVE BASE LAYER

PROFESSIONAL GRADE QUICK-DRYING SHORT SLEEVE BASE LAYER WITH A COMFORTABLE ANATOMICAL SECOND SKIN FIT.

FEATURES

- Seamless, one-piece body construction delivers exceptional stretch recovery rider comfort.
- Set-in sleeve design flattens shoulder area for a comfortable, pucker-free racing posture.
- Dual-layer construction wicks moisture from inner to quick-drying outer layer to regulate moisture and body temperature during high-intensity periods.
- Integrated mid-back and armpit mesh optimizes ventilation.
- Polygiene treatment integrated into fabric reduces growth of odor-causing bacteria.

MATERIAL

- Main body: 92% Polypropylene, 8% Elastane

SIZE

- S/M - XXL



NEW

S-PHYRE SLEEVELESS BASE LAYER

PROFESSIONAL GRADE QUICK-DRYING SLEEVELESS BASE LAYER WITH A COMFORTABLE AND ANATOMICAL SECOND SKIN FIT.

FEATURES

- Seamless, one-piece body construction delivers exceptional stretch recovery rider comfort.
- Set-in sleeve design flattens shoulder area for a comfortable, pucker-free racing posture.
- Dual-layer construction wicks moisture from inner to quick-drying outer layer to regulate moisture and body temperature during high-intensity periods.
- Seamless construction with wide material pores releases heat and breathes amazingly under high intensity and temps.
- Polygiene treatment integrated into fabric reduces growth of odor-causing bacteria.

MATERIAL

- Main body: 92% Polypropylene, 8% Elastane

SIZE

- S/M - XXL



NEW

S-PHYRE TALL SOCKS

S-PHYRE SYSTEM INTEGRATED TO BOOST PEDALING EFFICIENCY AND VENTILATION, WHILE REDUCING FRICTION AND SORENESS.

FEATURES

- S-PHYRE FLASH Jersey aero pattern on shoulders improves aerodynamics.
- Ribbed knitting pattern on the top of the foot enhances cushioning.
- Knitted anti-slip heel secures foot while accelerating.
- Thin knit pattern on bottom improves unity with shoe.
- Seam-free toe construction improves comfort.
- Integrated sole ventilation improves airflow and heat dispersion.

MATERIAL

- 52% Polyamide, 42% Polyester, 6% Elastane

SIZE

- S/M - L/XL



MEN ROAD



Charcoal
CW-JSPS-TS11MG08



BACK



Red

CW-JSPS-TS11MR01



Navy

CW-JSPS-TS11MN01



Aqua

CW-JSPS-TS11MB19

NEW COLOR

NEW COLOR



Navy
CW-JSPS-US41MN01



BACK



Aqua/Navy
CW-JSPS-US41MB20



Charcoal
CW-JSPS-US41MG08



Red

CW-JSPS-US41MR01



White

CW-JSPS-US41MW01

NEW

SHIMANO EVOLVE JERSEY

AN EVOLUTION IN DESIGN THAT IMPROVES COMFORT, STORAGE, AND VISIBILITY.

FEATURES

- Multiple pocket types improve storage capability for long rides.
- New anatomic pattern for natural riding posture.
- Performance posture arm pattern.
- Super soft material feels as great as it performs.
- Double layer structure (Mesh lining on chest, under arms, and back).
- Laser cut venting.

MATERIAL

- Main body: 73% Polyamide, 27% Elastane
- Part: 94% Polyester, 6% Elastane

SIZE

- EUR: XS - XXL/NA: XXS - XL/LA: PP - XG/Asia: S - XXXL



SHIMANO BREAKAWAY JERSEY

SUMMER-WEIGHT TRAINING JERSEY DELIVERS PERFORMANCE, COMFORT, MOISTURE MANAGEMENT, AND VALUE.

FEATURES

- New pattern design for wearing comfort.
- Performance posture arm pattern.
- Materials with a luxury look.
- Race-ready with 4-way stretchable shoulder fabric.
- Moisture-wicking and quick-drying body fabric.
- Easy-access back pockets with sweat-proof zipper pocket.

MATERIAL

- Main body: 100% Polyester
- Mesh part: 93% Polyester, 7% Elastane
- Sleeve: 80% Polyester, 20% Elastane

SIZE

- EUR: XS - XXXL/NA: XXS - XXL/LA: PP - XGG/Asia: S - 4XL



Navy

CW-JSPS-US51MN01



BACK



Gray zebra

CW-JSPS-US51MG18



Navy/White

CW-JSPS-US51MN08



Navy

CW-JSPS-US21MN01



BACK



Black

CW-JSPS-US21ML01



White/Navy

CW-JSPS-US21MW08



Charcoal
CW-JSPS-US51MG08



Blue
CW-JSPS-US51MB01



Red
CW-JSPS-US51MR01



Navy zebra
CW-JSPS-US51MN12



Black/Blue
CW-JSPS-US21ML10



White
CW-JSPS-US21MW01



Red
CW-JSPS-US21MR01



Red/Small logo
CW-JSPS-US21MR18

NEW

NEW

SHIMANO AEROLITE JERSEY

LIGHTWEIGHT AERO MESH JERSEY KEEPS YOU COOL WHEN THE HEAT IS ON.

FEATURES

- Optimized combo of stretchy aero fabric on front and highly breathable mesh fabric on back.
- Backside mesh prevents pockets from shaking and sagging.
- Shoulder pattern matches the optimal riding posture. (Performance Fit)
- Slightly longer sleeves and lower collar improve aerodynamics.
- Three back pockets.
- Fully sublimated traditional Japanese inspired designs.

MATERIAL

- 100% Polyester

SIZE

- EUR: XS - XXXL/NA: XXS - XXL/LA: PP - XGG/Asia: S - 4XL



SHIMANO TEAM JERSEY

PERFORMANCE FABRICS WITH TEAM SHIMANO DESIGN, FOR A RACE INSPIRED LOOK.

FEATURES

- Quick-drying fabric.
- UV protection.
- Sports posture arm pattern.
- Three back pockets.
- Silicone gripper on back keeps the jersey in place.
- Reflective elements.

MATERIAL

- 100% Polyester

SIZE

- EUR: XS - XXXL/NA: XXS - XXL/LA: PP - XGG/Asia: S - 4XL





NEW

SHIMANO JUNIOR TEAM JERSEY

PERFORMANCE JUNIOR JERSEY FOR FUTURE SHIMANO AMBASSADORS IS AS FUNCTIONAL AS ANY ADULT JERSEY.

FEATURES

- Lightweight and quick drying fabric.
- SHIMANO Team graphics that match adult jersey prints so you can ride as a family.
- Short zipper with cam lock for easy venting.

MATERIAL

- Main body: 100% Polyester

SIZE

- EUR: Jr.S - Jr.L/NA: Jr.S - Jr.L/LA: Jr.S - Jr.L/Asia: Jr.S - Jr.L



VARIABLE CONDITION JACKET

THE PERFECT COLD-WEATHER TRAINING PARTNER: STORABLE, WATER-RESISTANT, AND ULTRA-LIGHTWEIGHT.

FEATURES

- Waterproof fabrics with breathability function. Waterproof ratings are 10,000 mm. Breathability ratings are 15,000 g/m²/24 hrs.
- Durable water-repellent coating.
- Flexible lightweight fabric.
- 360-degree reflectivity.
- Compact structure combines pouch.

MATERIAL

- 100% Polyamide(Polyurethane breathable windproofing & Water repellency)

SIZE

- EUR: S-XXXL/NA: XS-XXL/LA: P-XGG/Asia: M-4XL



COMPACT WINDBREAKER

THE IDEAL EMERGENCY JACKET TO PACK IN A JERSEY POCKET FOR SUDDEN CHANGES IN WEATHER.

FEATURES

- Durable water-repellent finish (Grade 3 after 10 washes).
- Packs into jersey pocket.
- 360-degree high-visibility reflectivity.
- Windproof and water-repellent fabric.
- Wind-noise suppressing fabric and construction.

MATERIAL

- Main: 100% Polyamide
- Part: 100% Polyester

SIZE

- EUR: XS-XXXL/NA: XXS-XXL/LA: PP-XGG/Asia: S-4XL



COMPACT WIND VEST

LIGHTWEIGHT PACKABLE VEST PROVIDES WIND PROTECTION AND CORE WARMTH IN VARIABLE AND COOL CONDITIONS.

FEATURES

- Durable water-repellent finish (Grade 3 after 10 washes).
- Packs into jersey pocket.
- 360-degree high-visibility reflectivity.
- Windproof and water-repellent fabric.
- Built-in ventilation dissipates excess heat.
- Low wind-noise fabric and construction.

MATERIAL

- Main: 100% Polyamide
- Part: 100% Polyester

SIZE

- EUR: XS-XXXL/NA: XXS-XXL/LA: PP-XGG/Asia: S-4XL





BACK

White
CW-BLBS-US12MW01



Black
CW-BLBS-US12ML01



BACK

White
CW-BLBS-TS33MW01



Black
CW-BLBS-TS33ML01

NEW

SHORT SLEEVE BASE LAYER

SYSTEM INTEGRATED WARM WEATHER S.S. BASE LAYER HELPS KEEP YOU COMFORTABLY COOL.

FEATURES

- Seamless Polypropylene fabric comfortably pulls moisture off your skin to regulate body temperature.
- Slightly more porous in key areas to boost ventilation and keep you cool.
- Designed to layer with our jersey and bib shorts.

MATERIAL

- Main body: 85% Polypropylene, 10% Polyamide, 5% Elastane

SIZE

- S/M - XXL

SLEEVELESS MESH BASE LAYER

A BASE LAYER THAT IS AS FUNCTIONAL AS IT IS COMFORTABLE, GREAT FOR LAYERING UP AHEAD OF LONG RIDES.

FEATURES

- Pattern optimized for on-road performance.
- Moisture-wicking and quick-drying.
- Comfortable stretch fabric.
- Flat seam.

MATERIAL

- 94% Polyester, 6% Elastane

SIZE

- EUR: XS - XXXL/NA: XXS - XXL/LA: PP - XGG/Asia: S - 4XL



BACK

White
CW-BLBS-UE13MW01



Gray
CW-BLBS-UE13MG01



BACK

Black
CW-PAPS-TS11ML01



Navy
CW-PAPS-TS11MN01



NEW

SLEEVELESS BASE LAYER

SYSTEM INTEGRATED WARM WEATHER SLEEVELESS BASE LAYER HELPS KEEP YOU COMFORTABLY COOL.

FEATURES

- Seamless Polypropylene materials comfortably pull moisture off your skin to regulate body temperature.
- Designed for seamless layering with our jersey and bib shorts.

MATERIAL

- Main body: 85% Polypropylene, 10% Polyamide, 5% Elastane

SIZE

- S/M - XXL

NEW

SHIMANO EVOLVE BIB SHORTS

ENGINEERED TO RIDE FURTHER AND FASTER WITH FEATURES TO MAXIMIZE VIBRATION ABSORPTION, BREATHABILITY, AND COMFORT.

FEATURES

- Evolve chamois for long distance comfort, vibration damping and moisture management.
- Pockets for ease of storing food, trash, etc.
- Reflective elements.
- Soft and comfortable materials.
- Highly moisture-wicking mesh fabric with dimpled surface on back of bib section.
- UPF 50+.

MATERIAL

- Main body: 59% Polyamide, 41% Elastane
- Part: 94% Polyester, 6% Elastane

SIZE

- EUR: XS - XXL/NA: XXS - XL/LA: PP - XG/Asia: S - XXXL



EVOLVE
chamois





BACK

Black
CW-PAPS-US41ML01

NEW

TENKU BIB SHORTS

HIGH PERFORMANCE BIB SHORT COMFORTABLY SUPPORTS RIDERS WITH AN ANATOMICAL AND AERODYNAMIC FIT AND A SCULPTED SHORT NOSE CHAMOIS.

FEATURES

- Compression fabric supports leg muscles for intense, high-performance riding.
- Wide elastic leg band with integrated silicon keep shorts in position while pedaling aggressively.
- Lightweight, elastic mesh bib upper and special rear vent on the back enhance breathability and layering ease.
- Short nose TORNANTE Italian made chamois supports aggressive long-distance riding with sculpted contours, progressive padding, and technical fabrics.

MATERIAL

- Main body: 78% Polyamide, 22% Elastane; Mesh part: 77% Polyamide, 23% Elastane

SIZE

- EUR: S - XXXL/NA: XS - XXL/LA: P - XGG/Asia: M - 4XL



Tornante 48



BACK

Black
CW-PAPS-US71ML01

NEW

NOZOMI BIB SHORTS BLACK

ROAD COMPETITION BIB SHORTS LOOK AND FEEL FAST FOR ENJOYABLE LONG HOURS ON THE BIKE.

FEATURES

- Quick drying compression material on legs comfortably supports muscles.
- Lightweight and elastic mesh bib upper fits and breathes well.
- Elastic bib material with V-shaped mesh insert improves breathability.
- Laser cut leg openings with raw edges and silicon dot grippers comfortably hold in place throughout the ride.
- TORNANTE Italian made chamois supports aggressive long-distance riding with sculpted contours, progressive padding, and technical fabrics.

MATERIAL

- Main Body: 78% Polyamide, 22% Elastane; Parts: 94% Polyester, 6% Elastane

SIZE

- EUR: S - XXXL/NA: XS - XXL/LA: P - XGG/Asia: M - 4XL



Tornante



BACK

Navy
CW-PAPS-US31MN01

NEW

SHIMANO BREAKAWAY BIB SHORTS

DURABLE HIGH PERFORMANCE BIB SHORTS ARE IDEAL FOR LONG DAYS IN THE SADDLE.

FEATURES

- Performance 8 Chamois offers seam-free comfort, even on long rides.
- Wide-gripper band for comfortable fit.
- Durable fabric maintains shape for long-lasting fit and comfort.
- Mesh-bib openings optimize moisture management and ventilation.
- Reflective elements for low-light visibility.
- 28 cm/11" inseam (size medium).

MATERIAL

- Main body: 80% Polyamide, 20% Elastane
- Side: 84% Polyester, 16% Elastane
- Mesh part: 77% Polyester, 23% Elastane

SIZE

- EUR: XS - XXXL/NA: XXS - XXL/LA: PP - XGG/Asia: S - 4XL



Performance 8 chamois



BACK

Black
CW-PAPS-US62ML01

NEW

SHIMANO ADVANCED SHORTS

MAXIMIZE YOUR TRAINING AND PERFORMANCE WITH THESE DURABLE, HIGH-PERFORMANCE SHORTS.

FEATURES

- Durable fabric maintains shape for long-lasting fit and comfort.
- Soft-touch, supportive waistband comfortably keeps shorts from sliding.
- Performance 8 Chamois offers enduring seam-free comfort.
- Wide leg gripper band improves comfort.
- Reflective elements on back of both legs.

MATERIAL

- Main body: 80% Polyamide, 20% Elastane Part: [surface]78% Polyamide, 22% Elastane [underside]100% Elastane

SIZE

- EUR: XS - XXXL/NA: XXS - XXL/LA: PP - XGG/Asia: S - 4XL



Performance 8 chamois





BACK

Black
CW-PAPS-US61ML01

NEW

HIKARI BIB SHORTS BLACK

ENJOYABLE LONG RIDE BIB SHORT BREATHES AND SUPPORTS MUSCLES WITH AN ANATOMICAL FIT AND A SUPPORTIVE CHAMOIS.

FEATURES

- High-performance, 4-way stretch fabrics Italian made material offers great support and shape retention.
- Lightweight mesh bib upper breathes and dries quickly.
- Soft-stretch thigh gripper band with wraparound reflective slashes provides comfort and visibility.
- Performance 8 chamois offers enduring seam-free comfort.

MATERIAL

- Main body: 80% Polyamide, 20% Elastane; Parts: 94% Polyester, 6% Elastane

SIZE

- EUR: S - XXXL/NA: XS - XXL/LA: P - XGG/Asia: M - 4XL



Performance
8 chamois



BACK

White/Navy
CW-PAPS-US22MW08



Black/Blue
CW-PAPS-US22ML10



Black
CW-PAPS-US22ML01

NEW

SHIMANO TEAM SHORTS

TRADITIONAL JAPANESE DESIGN INSPIRED PERFORMANCE SHORTS PAIR PERFECTLY WITH SHIMANO TEAM JERSEYS.

FEATURES

- Stretchy lightweight fabric hugs the body to improve fit and comfort.
- New anatomical panel design for stress-free pedaling.
- Soft-stretch thigh gripper band fits comfortably without riding up.
- Reflective elements on back of both legs.
- Performance 3 chamois for breathable riding comfort.

MATERIAL

- Main body: 77% Polyamide, 23% Elastane Side: 84% Polyester, 16% Elastane

SIZE

- EUR: XS - XXXL/NA: XXS - XXL/LA: PP - XGG/Asia: S - 4XL



Performance
3 chamois



White/Navy
CW-PAPS-US21MW08



BACK

Black/Blue
CW-PAPS-US21ML10



Red
CW-PAPS-US21MR01



Black
CW-PAPS-US21ML01



Navy
CW-PAPS-US21MN01

White
CW-PAPS-US21MW01

NEW

SHIMANO TEAM BIB SHORTS

TRADITIONAL JAPANESE DESIGN INSPIRED PERFORMANCE BIB SHORTS PAIR PERFECTLY WITH SHIMANO TEAM JERSEYS.

FEATURES

- Stretchy lightweight fabric hugs the body to improve fit and comfort.
- New anatomical panel design for stress-free pedaling.
- Adopts the same breathable flat mesh bib straps as our competition-grade bibs.
- Soft-stretch thigh gripper band fits comfortably without riding up.
- Reflective elements on back of both legs.
- Performance 3 chamois for breathable riding comfort.

MATERIAL

- Main body: 77% Polyamide, 23% Elastane Side: 84% Polyester, 16% Elastane Part: 82% Polyester, 18% Elastane

SIZE

- EUR: XS - XXXL/NA: XXS - XXL/LA: PP - XGG/Asia: S - 4XL



Performance
3 chamois



Black
CW-PAPS-US11ML01



BACK

NEW

SHIMANO BIB SHORTS

GREAT FITTING BIB SHORTS THAT OFFER TRUNK SUPPORT, PERFORMANCE, COMFORT, DURABILITY, AND VALUE.

FEATURES

- Stretchy lightweight fabric hugs the body to improve fit and comfort.
- New anatomical panel design for stress-free pedaling.
- Adopts the same breathable flat mesh bib straps as our competition-grade bibs.
- Soft-stretch thigh gripper band fits comfortably without riding up.
- Reflective elements on back of both legs.
- Performance 3 chamois for breathable riding comfort.

MATERIAL

- Main body: 77% Polyamide, 23% Elastane Part: 82% Polyester, 18% Elastane

SIZE

- EUR: XS - XXXL/NA: XXS - XXL/LA: PP - XGG/Asia: S - 4XL



Performance
3 chamois





BACK

Black
CW-PAPS-US12ML01

NEW

SHORTS SHIMANO

GREAT FITTING SHORTS THAT DELIVER AMAZING PERFORMANCE, COMFORT, DURABILITY, AND VALUE.

FEATURES

- Stretchy lightweight fabric hugs the body to improve fit and comfort.
- New anatomical panel design for stress-free pedaling.
- Soft-stretch thigh gripper band fits comfortably without riding up.
- Reflective elements on back of both legs.
- Performance 3 chamois for breathable riding comfort.

MATERIAL

- Main body: 77% Polyamide, 23% Elastane

SIZE

- EUR: XS - XXXL/NA: XXS - XXL/LA: PP - XGG/Asia: S - 4XL



Performance
3 chamois



BACK

Black
CW-PAPS-US22JL01

NEW

SHIMANO JUNIOR SHORTS

PERFORMANCE JUNIOR SHORTS FOR FUTURE SHIMANO AMBASSADORS ARE AS FUNCTIONAL AS ANY ADULT SHORT.

FEATURES

- Form-fitting fabrics support developing muscles.
- Soft, elastic waistband hold shorts in place.
- Soft-stretch thigh gripper band fits comfortably without riding up.
- Junior chamois introduces young riders to the benefits of padding.

MATERIAL

- Main body: 80% Polyamide, 20% Elastane

SIZE

- EUR: Jr.S - Jr.L/NA: Jr.S - Jr.L/LA: Jr.S - Jr.L/Asia: Jr.S - Jr.L



Junior chamois



BACK

Black
CW-PAPS-US51ML01

NEW

KODAMA BIB SHORTS BLACK

LIGHTWEIGHT AND VERSATILE BIB SHORT FOR EVERYDAY RELIABILITY AND COMFORT.

FEATURES

- Sleek, compressive fabric on legs supports muscles while keeping their shape.
- Lightweight mesh bib upper breathes and dries quickly.
- Soft-stretch thigh gripper band fits comfortably without riding up.
- SHIMANO Performance 3 chamois reduces friction for all day comfort.

MATERIAL

- Main body: 80% Polyamide, 20% Elastane; Part: 80% Polyamide, 20% Elastane

SIZE

- EUR: S - XXXL/NA: XS - XXL/LA: P - XGG/Asia: M - 4XL



Performance
3 chamois



BACK

Black
CW-BLBS-RS14ML

LINER SHORTS

LOW-RISE BOXER SHORT UNDER LAYER. HIDDEN COMFORT UNDER ANY SHORT REDUCES VIBRATION ON THE TRAIL AND IS PERFECT FOR INDOOR TRAINING.

FEATURES

- Pressure-mapped breathable chamois for comfortable riding.
- Low-rise design works with under shorts or pants.
- Quick-drying fabric.

MATERIAL

- 82% Polyester, 18% Elastane

SIZE

- EUR: XS-XXXL/NA: XXS-XXL/LA: PP-XGG/Asia: S-4XL



Liner shorts
chamois



MEN OFFROAD



Black
CW-WBMS-UE21ML01



BACK



Navy
CW-WBMS-UE21MN01



Olive
CW-WBMS-UE21ME07

NEW

NAGANO VARIABLE JACKET

LIGHTWEIGHT WINDPROOF AND WATER-REPELLENT MTB JACKET FOR COMFORTABLE EXPLORATION IN THE ELEMENTS.

FEATURES

- Windproof and extremely waterproof material with breathable, untapped seams protects from light showers without overheating.
- Reversed zipper with cam lock puller.
- Hood with flat elastic binding adapts and cleanly secures to any helmet.
- Flat elastic bound waist and cuff keep out wind and water.
- 2 black zippered side pockets and zipper garage.
- Small elastic mesh pocket on the back-right hand side.

MATERIAL

- Main body: 65% Polyester, 35% Polyurethane; Part: 78% Polyamide, 22% Elastane

SIZE

- EUR: S - XXXL/NA: XS - XXL/LA: P - XGG/Asia: M - 4XL



Black/Red
CW-JSMS-UE11ML07



BACK



Black/Blue
CW-JSMS-UE11ML10



Navy
CW-JSMS-UE11MN01



Olive
CW-JSMS-UE11ME07

NEW

KITA SHORT SLEEVES ZIP JERSEY

ELEGANT AND AGGRESSIVE RACE/MTB CROSSOVER JERSEY IDEAL FOR ANY TYPE OF LONG RIDE.

FEATURES

- Abrasion-resistant ribbed structure material on the front and upper shoulders, with silky smooth surface on the back and sleeves for added comfort.
- Durable, highly breathable and quick-drying fabrics keep you dry on the trail.
- Set in sleeves with a smooth laser cut edge improve fit and comfort in the riding position.
- Full reverse front zipper.
- Elastic bottom hem band with silicon gripper keeps jersey from riding up.
- Three back Pockets and extra zippered pocket for securing valuables.
- Rear reflective elements for low-light visibility.

MATERIAL

- Main body: 70% Polyester, 30% Elastane; Parts: 100% Polyester

SIZE

- EUR: S - XXXL/NA: XS - XXL/LA: P - XGG/Asia: M - 4XL



Black/Gray/Blue
CW-JSMS-UE21ML13



BACK



Red
CW-JSMS-UE21ML07



Black/Gray/Blue
CW-JSMS-UE31ML13



BACK



Warm olive
CW-JSMS-UE21ME10



Navy
CW-JSMS-UE21MN01



Olive
CW-JSMS-UE21ME07



Black/Blue
CW-JSMS-UE21ML10



Black/Red
CW-JSMS-UE31ML07



Navy
CW-JSMS-UE31MN01



Olive
CW-JSMS-UE31ME07



Black/Blue
CW-JSMS-UE31ML10

NEW

MYOKO SHORT SLEEVES JERSEY

DURABLE PULLOVER S.S. MTB JERSEY OFFERS GREAT LIGHTWEIGHT COMFORT AND FUNCTIONALITY FOR ALL DAY RIDING FUN.

FEATURES

- Fitted elastic materials eliminate flapping without restricting movement.
- Combination of lightweight and breathable materials on the front, sleeves and back keep the body cool, dry without sticking to the skin.
- Stylish zipper-less pullover with V-neck collar is less restrictive.
- Soft eyewear cleaning wipe stitched into front.
- Rear reflective elements for low-light visibility.

MATERIAL

- Main body: 75% Polyester, 25% Elastane; Back: 100% Polyester

SIZE

- EUR: S - XXXL/NA: XS - XXL/LA: P - XGG/Asia: M - 4XL



NEW

MYOKO LONG SLEEVES JERSEY

DURABLE PULLOVER L.S. MTB JERSEY OFFERS GREAT LIGHTWEIGHT COMFORT AND FUNCTIONALITY FOR ALL DAY RIDING FUN.

FEATURES

- Fitted elastic materials eliminate flapping without restricting movement.
- Combination of lightweight and breathable materials on the front, sleeves and back keep the body cool, dry without sticking to the skin.
- Stylish zipper-less pullover with V-neck collar is less restrictive.
- Soft eyewear cleaning wipe stitched into front.
- Rear reflective elements for low-light visibility.

MATERIAL

- Main body: 75% Polyester, 25% Elastane; Back: 100% Polyester

SIZE

- EUR: S - XXXL/NA: XS - XXL/LA: P - XGG/Asia: M - 4XL





NEW

FUJIMI LONG SLEEVES JERSEY

LIGHTWEIGHT, BREATHABLE, AND DURABLE L.S. JERSEY MAINTAINS RIDER COMFORT FOR INTENSE FREERIDING.

FEATURES

- Fitted elastic fabric without side panels provides space to comfortably wear protection underneath.
- Strong, durable and highly breathable Italian-made fabric.
- Stylish V-neck collar is less restrictive.
- Soft eyewear cleaning wipe stitched into front.
- Elastic waist hem and long sleeves cuffs provide comfortably fitted comfort.
- Rear reflective elements for low-light visibility.

MATERIAL

- Main body: 100% Polyester

SIZE

- EUR: S - XXXL/NA: XS - XXL/LA: P - XGG/Asia: M - 4XL



NEW

YARI TECH TI

VERSATILE TECH TEE AS COMFORTABLE AROUND TOWN AS IT IS ON TOUGH RIDES.

FEATURES

- Durable, lightweight and stretchy fabric dries fast to keep riders feeling fresh.
- Zipper and pocket-free crew neck design.
- Set-in sleeves improve fit and comfort in the riding position.

MATERIAL

- Main body: 87% Polyamide, 13% Elastane

SIZE

- EUR: S - XXXL/NA: XS - XXL/LA: P - XGG/Asia: M - 4XL



NEW

FUKUI SHORTS

ESSENTIAL EXPLORER SHORTS FUSE CASUAL STYLE WITH A TRAIL READY DESIGN.

FEATURES

- Lightweight, elastic and durable material provides long-lasting comfort and support.
- Longer inseam provides comfortable and protective coverage.
- Two zipperless side pockets.
- Secure waistband construction combines button, zipper, and a grippy silicon-grip lined rear elastic band.
- Rear waistband with two internal elastic hook-and-loop straps help fine tune a sag-free fit.
- Chamois-less design.

MATERIAL

- Main body: 93% Polyester, 7% Elastane

SIZE

- 28 - 38 (STEP 2 inch)



NEW

YOSHIMUTA SHORTS

TECHNICAL AND FUNCTIONAL MTB SHORTS DESIGNED FOR COMMITTED MOUNTAIN BIKERS.

FEATURES

- Strong woven material with a durable water-repellent finish sheds splashes and sprays.
- Secure waistband combines a button, zipper, and elastic band with a grippy silicon lined rear.
- Tightly knit elastic crotch panel holds up to saddle wear while supporting comfortable pedaling.
- Two internal hook-and-loop waist adjusters create a sag-free fit with less bulk.
- Two side-angled hand pockets keep contents from sliding forward and obstructing pedaling.
- Cam lock zippered pocket with easy to grab puller and garage.
- Fully sublimated traditional Japanese inspired designs.

MATERIAL

- Main body: 85% Polyamide, 15% Elastane; Part: 77% Polyamide, 23% Elastane

SIZE

- 28 - 38 (STEP 2 inch)





BACK

Black
CW-PAMS-UE12JL01

NEW

FUKUI JUNIOR SHORTS

ESSENTIAL JUNIOR EXPLORER SHORTS BLEND CASUAL STYLE WITH A TRAIL READY FEATURES.

FEATURES

- Lightweight, elastic and durable material provides long-lasting comfort and support.
- Longer inseam provides comfortable and protective coverage.
- Two zipperless side pockets.
- Elastic waistband keep shorts in place.
- Chamois-less design.

MATERIAL

- Main body: 93% Polyester, 7% Elastane

SIZE

- EUR: Jr.S - Jr.L/NA: Jr.S - Jr.L/LA: Jr.S - Jr.L/Asia: Jr.S - Jr.L



WOMEN ROAD



Navy
CW-JSPS-US11WN01



BACK



Azur blue
CW-JSPS-US11WB01



Pink
CW-JSPS-US11WK01



Black
CW-JSPS-US11WL01



Pink/Navy
CW-JSPS-US11WN09



Black
CW-PAPS-US11WL01



BACK

NEW

YURI JERSEY

STRONG AND ELEGANT RACING JERSEY DESIGNED FOR FOCUSED FEMALE RIDERS TAKING ON THE MOST INTENSE RIDES.

FEATURES

- Sleek, high performance anatomical look and feel respects women's curves for comfortable, high-performance riding.
- Smooth, ultra-lightweight materials hug the body with a superb fit that is supportively tight but still comfortable during even the most demanding rides.
- Set-in sleeve design flattens shoulder area for a comfortable, flap-free racing posture.
- Extended sleeves made with a silky smooth fabric and fine stitching embrace the arms for a comfortably supportive fit.
- Elegant, ton sur ton flat stitched panels fit snugly without digging or chafing.
- Three rear pockets, with the two side pockets slightly slanted to improve on the fly access.

MATERIAL

- Main body: 95% Polyester, 5% Elastane; Front: 70% Polyester, 30% Elastane; Parts: 100% Polyester

SIZE

- EUR: WXS - WXXL/NA: WXXS - WXL/LA: WPP - WXG/Asia: WS - WXXXL



Black
CW-PAPS-US12WL01



BACK

NEW

YURI SHORTS

STRONG AND ELEGANT RACING SHORTS DESIGNED FOR FOCUSED FEMALE RIDERS TAKING ON THE MOST INTENSE RIDES.

FEATURES

- Sleek, high performance anatomical look and feel respects women's curves for comfortable, high-performance riding.
- Combination of lightweight and compressive materials comfortably support muscles to enhance pedaling performance.
- Wide elastic thigh band with silicon print lining keeps short in position without pinching during intense efforts.
- Flat and wide waist band comfortably stays in place without digging into your midsection.
- Elegant, ton sur ton flat stitched panels fit snugly without digging or chafing.
- Elegant diamond-shaped reflective elements encircle thigh grippers for 360° visibility in low-light.
- STRADA W Italian made women's chamois supports mid-long range riding with anatomic 4-way stretch comfort and progressive cushioning.

MATERIAL

- Main body: 78% Polyamide, 22% Elastane

SIZE

- EUR: WXS - WXXL/NA: WXXS - WXL/LA: WPP - WXG/Asia: WS - WXXXL



Strada W chamois



NEW

YURI BIB SHORTS

STRONG AND ELEGANT RACING BIB SHORTS DESIGNED FOR FOCUSED FEMALE RIDERS TAKING ON THE MOST INTENSE RIDES.

FEATURES

- Sleek, high performance anatomical look and feel respects women's curves for comfortable, high-performance riding.
- Combination of lightweight and compressive materials comfortably support muscles to enhance pedaling performance.
- Wide elastic thigh band with silicon print lining keeps short in position without pinching during intense efforts.
- Lightweight mesh bib upper and special rear construction for quicker and more discreet bathroom breaks.
- Elegant, ton sur ton flat stitched panels fit snugly without digging or chafing.
- Elegant diamond-shaped reflective elements encircle thigh grippers for 360° visibility in low-light.
- STRADA W Italian made women's chamois supports mid-long range riding with anatomic 4-way stretch comfort and progressive cushioning.

MATERIAL

- Main body: 78% Polyamide, 22% Elastane; Mesh part: 77% Polyamide, 23% Elastane

SIZE

- EUR: WXS - WXXL/NA: WXXS - WXL/LA: WPP - WXG/Asia: WS - WXXXL



Strada W chamois



Blue
CW-JSPS-US21WB01



BACK



Pink
CW-JSPS-US21WK01



Blue gradient
CW-JSPS-US21WB22



Red/Navy
CW-JSPS-US21WR16

NEW

SUMIRE JERSEY

ELEGANT DESIGN, LUXURIOUS FABRIC, AND A FLATTERING FIT MEET PERFORMANCE AND COMFORT.

FEATURES

- Women's specific anatomic fit.
- Sleeve opening designed for comfortable fit.
- Three back pockets plus easy-access small pocket.
- High-quality sublimation graphics.
- Soft, supple, and quick-drying fabric.
- UPF 50+ (main body material).

MATERIAL

- Main body: 87% Polyester, 13% Elastane
- Side: 91% Polyester, 9% Elastane
- Part: 80% Polyester, 20% Elastane

SIZE

- EUR: WS - WXXL/NA: WXS - WXL/LA: WP - WXG/Asia: WM - WXXXL





Navy
CW-JSPS-US31WN01



BACK



White/Gray
CW-JSPS-US31WW07



Blue
CW-PAPS-US22WB01



BACK



Red/Navy
CW-PAPS-US22WR16



Magenta
CW-JSPS-US31WK08



Aqua/Gray
CW-JSPS-US31WB21



Red
CW-JSPS-US31WR01



Pink
CW-PAPS-US22WK01



Blue gradient
CW-PAPS-US22WB22

NEW

MIZUKI JERSEY

MOISTURE MANAGEMENT AND UV PROTECTION PLUS TASTEFUL GRAPHICS FOR A SIMPLE, STYLISH, AND COMFORTABLE JERSEY.

FEATURES

- High-quality sublimation printing with stylish designs.
- Extra-quick drying body fabric.
- Three back pockets.
- UPF 40+ (Main body material).
- Reflective elements for low-light visibility.
- Hem-band on back keeps jersey in place.

MATERIAL

- Main body: 100% Polyester
- Part: 82% Polyester, 18% Elastane

SIZE

- EUR: WS - WXXL/NA: WXS - WXL/LA: WP - WXG/Asia: WM - WXXXL



BACK

Black
CW-PAPS-SS31WL01

SUMIRE BIB SHORTS BLACK

ELEGANT BIB-SHORT DESIGN, HIGHER ELASTICITY FABRIC, AND SHOCK-ABSORBING CHAMOIS COMBINE COMFORT AND BEAUTY.

FEATURES

- Women's Performance 5 Chamois for breathable riding comfort.
- Customizable inseam length with (5 cm/2") "roll-up" leg hem.
- Women-specific anatomic fit with wide comfort waistband.
- Silicone dot print gripper holds leg hem in place.
- Elegant and soft fabrics provide all-day comfort.

MATERIAL

- Main body: 87% Polyamide, 13% Elastane
- Mesh part: 82% Polyester, 18% Elastane
- Part: 78% Polyamide, 22% Elastane

SIZE

- EUR: WS-WXXL/NA: WXS-WXL/LA: WP-WXG/Asia: WM-WXXXL



W's Performance
5 chamois



NEW

SUMIRE SHORTS

STYLISH COLORS, HIGHER ELASTICITY FABRIC, AND SHOCK-ABSORBING CHAMOIS DELIVER COMFORT AND UNDERSTATED STYLE.

FEATURES

- Women's Performance 5 Chamois for breathable riding comfort.
- Customizable inseam length with (5 cm/2") "roll-up" leg hem.
- Women-specific anatomic fit with wide comfort waistband.
- Silicone dot print gripper holds leg hem in place.
- Elegant and soft fabrics provide all-day comfort.
- Reflective elements.

MATERIAL

- Main body: 87% Polyamide, 13% Elastane
- Part: 80% Polyester, 20% Elastane

SIZE

- EUR: WS - WXXL/NA: WXS - WXL/LA: WP - WXG/Asia: WM - WXXXL



W's Performance
5 chamois



BACK

Black
CW-PAPS-SS32WL01

SUMIRE SHORTS BLACK

ELEGANT SHORT DESIGN, HIGHER ELASTICITY FABRIC, AND SHOCK-ABSORBING CHAMOIS COMBINE COMFORT AND BEAUTY.

FEATURES

- Women's Performance 5 Chamois for breathable riding comfort.
- Customizable inseam length with (5 cm/2") "roll-up" leg hem.
- Women-specific anatomic fit with wide comfort waistband.
- Silicone dot print gripper holds leg hem in place.
- Elegant and soft fabrics provide all-day comfort.
- UPF 50+.

MATERIAL

- Main body: 87% Polyamide, 13% Elastane
- Part: 78% Polyamide, 22% Elastane

SIZE

- EUR: WS-WXXL/NA: WXS-WXL/LA: WP-WXG/Asia: WM-WXXXL



W's Performance
5 chamois





BACK

Black
CW-PAPS-US32WL01

NEW

MIZUKI SHORTS

GREAT FITTING WOMEN'S SHORTS THAT DELIVER AMAZING PERFORMANCE, COMFORT, DURABILITY, AND VALUE.

FEATURES

- Stretchy lightweight fabric hugs the body to improve fit and comfort.
- Wide waist band provides extreme comfort.
- Anatomical panel design for stress-free pedaling.
- Soft-stretch thigh gripper band fits comfortably without riding up.
- Tri-striched women's Performance 3 chamois for breathable riding comfort.

MATERIAL

- 80% Polyamide, 20% Elastane

SIZE

- EUR: WXS - WXXL/NA: WXXS - WXL/LA: WPP - WXG/Asia: WWS - WXXXL



W's Performance
3 chamois



BACK

Black
CW-JAPW-SS12WL01

W'S VARIABLE CONDITION JACKET

THE PERFECT COLD-WEATHER TRAINING PARTNER: STORABLE, WATER-RESISTANT, AND ULTRA-LIGHTWEIGHT.

FEATURES

- Waterproof fabrics with breathability function. Waterproof ratings are 10,000 mm. Breathability ratings are 15,000 g/m²/24 hrs.
- Durable water-repellent coating.
- Flexible lightweight fabric.
- 360-degree reflectivity.
- Compact structure combines pouch.

MATERIAL

- 100% Polyamide(Polyurethane breathable windproofing & Water repellency)

SIZE

- EUR: WS-WXXXL/NA: WXS-WXXL/LA: WP-WXGG/Asia: WM-W4XL



BACK

Black
CW-PAPS-US14WL01

NEW

MIZUKI 3/4 SHORTS

GREAT FITTING WOMEN'S 3/4 SHORTS THAT DELIVER AMAZING PERFORMANCE, COMFORT, DURABILITY, AND VALUE.

FEATURES

- Stretchy lightweight fabric hugs the body to improve fit and comfort.
- Wide waist band provides extreme comfort.
- Anatomical panel design for stress-free pedaling.
- Soft-stretch calf gripper band fits comfortably without riding up.
- Tri-striched women's Performance 3 chamois for breathable riding comfort.

MATERIAL

- 80% Polyamide, 20% Elastane

SIZE

- EUR: WXS - WXXL/NA: WXXS - WXL/LA: WPP - WXG/Asia: WWS - WXXXL



W's Performance
3 chamois



BACK

Black
CW-WBPS-SS11WL01



Pink
CW-WBPS-SS11WK01

SUMIRE WINDBREAK JACKET

DESIGNED BY AND FOR WOMEN RIDERS, THIS JACKET PROVIDES THE COMFORT AND QUALITY THAT ONLY THE BEST MATERIALS CAN OFFER.

FEATURES

- Packs into jersey pocket.
- Windproof and water-repellent fabric.
- Highly visible reflectivity on lower back.
- High-stretch side panel.
- Soft and stretchable cuff fabric.

MATERIAL

- Main: 84% Polyamide, 16% Elastane
- Part: 90% Polyester, 10% Elastane

SIZE

- EUR: WS-WXXXL/NA: WXS-WXL/LA: WP-WXG/Asia: WM-WXXXL





BACK

Champagne sabbia
CW-BLBS-US12WF01



Bordeaux zinfandel
CW-BLBS-US12WP07



BACK

Champagne sabbia
CW-BLBS-UE23WF01



Bordeaux zinfandel
CW-BLBS-UE23WP07

NEW

W'S SHORT SLEEVE BASE LAYER

SYSTEM INTEGRATED WOMEN'S WARM WEATHER S.S. BASE LAYER HELPS KEEP YOU COMFORTABLY COOL.

FEATURES

- Seamless Polypropylene materials comfortably pull moisture off your skin to regulate body temperature.
- Designed for seamless layering with our jersey and bib shorts.

MATERIAL

- Main body: 85% Polypropylene, 10% Polyamide, 5% Elastane

SIZE

- WXS - WL/WXL

NEW

W'S SLEEVELESS BASE LAYER

SYSTEM INTEGRATED WOMEN'S WARM WEATHER SLEEVELESS BASE LAYER HELPS KEEP YOU COMFORTABLY COOL.

FEATURES

- Seamless Polypropylene materials comfortably pull moisture off your skin to regulate body temperature.
- Designed for seamless layering with our jersey and bib shorts.

MATERIAL

- Main body: 85% Polypropylene, 10% Polyamide, 5% Elastane

SIZE

- WXS - WL/WXL



WOMEN OFFROAD



BACK

Navy/Pink
CW-JSMS-UE41WN09



Navy/Blue
CW-JSMS-UE41WN10



Azur blue
CW-JSMS-UE41WB01



Purple
CW-JSMS-UE41WP01

NEW

SAGAMI W'S SHORT SLEEVES ZIP JERSEY

BREATHABLE AND QUICK-DRYING RACE/MTB CROSSOVER JERSEY THAT OFFERS AMAZING COMFORT FOR ANY RIDING STYLE.

FEATURES

- Fitted elastic fabric without side panels provides space to comfortably wear protection underneath.
- Stylish V-neck collar is less restrictive.
- Laser cut arm openings reduce pressure and boost comfort.
- Full reversed front zipper is easy to open with one hand for quick and easy venting.
- Three back Pockets and extra zippered pocket for securing valuables.
- Soft and lightweight wide elastic hem with silicon grippers keeps jersey in place.

MATERIAL

- Main body: 70% Polyester, 30% Elastane; Parts: 100% Polyester

SIZE

- EUR: WXS - WXXL/NA: WXXS - WXL/LA: WPP - WXG/Asia: WS - WXXXL



BACK

Navy
CW-JSMS-UE11WN01



Azur blue
CW-JSMS-UE11WB01



Purple
CW-JSMS-UE11WP01



Purple/Pink
CW-JSMS-UE11WP09

NEW

SAIKO W'S SHORT SLEEVES JERSEY

WOMEN'S QUICK-DRYING S.S. MTB JERSEY PULLS ON COMFORTABLY FOR ELEGANT AND DURABLE PROTECTION FOR ALL DAY TRAIL RIDES.

FEATURES

- Looser comfort fit with side panels made to match a woman's curves.
- Extra-quick drying body fabric.
- Three back pockets.
- Soft eyewear cleaning wipe stitched into front.
- Rear reflective elements for low-light visibility.

MATERIAL

- Main body: 75% Polyester, 25% Elastane; Back: 100% Polyester

SIZE

- EUR: WXS - WXXL/NA: WXXS - WXL/LA: WPP - WXG/Asia: WS - WXXXL



BACK

Black
CW-JSMS-UE12WL01



Navy
CW-JSMS-UE12WN01



Purple
CW-JSMS-UE12WP01

NEW

SAIKO W'S LONG SLEEVES JERSEY

WOMEN'S QUICK-DRYING L.S. MTB JERSEY PULLS ON COMFORTABLY FOR ELEGANT AND DURABLE PROTECTION FOR ALL DAY TRAIL RIDES.

FEATURES

- Looser comfort fit with side panels made to match a woman's curves.
- Longer inseam provides comfortable and protective coverage.
- Two zipperless side pockets.
- Soft eyewear cleaning wipe stitched into front.
- Waist and sleeve openings with flat elastic binding look and feel amazing.
- Rear reflective elements for low-light visibility.

MATERIAL

- Main body: 75% Polyester, 25% Elastane; Back: 100% Polyester

SIZE

- EUR: WXS - WXXL/NA: WXXS - WXL/LA: WPP - WXG/Asia: WS - WXXXL



BACK

Gray
CW-JSMS-UE31WG02



Blue
CW-JSMS-UE31WN01

NEW

HIDA TECH TI

VERSATILE W'S TECH TEE AS COMFORTABLE AROUND TOWN AS IT IS ON TOUGH RIDES.

FEATURES

- Durable, lightweight and stretchy fabric dries fast to keep riders feeling fresh.
- Zipper and pocket-free crew neck design.
- Set-in sleeves improve fit and comfort in the riding position.
- Women-specific fit.

MATERIAL

- Main body: 87% Polyamide, 13% Elastane

SIZE

- EUR: WXS - WXXL/NA: WXXS - WXL/LA: WPP - WXG/Asia: WS - WXXXL





Black
CW-PAMS-UE12WL01



BACK



Navy
CW-PAMS-UE12WN01

NEW

SAYAMA W'S SHORTS

WOMEN'S EXPLORER SHORTS HAVE THE FIT AND FEATURES FOR COMFORTABLE LONG RIDES IN NATURE.

FEATURES

- Strong woven material cut to just above the knee comfortably protects thighs.
- Secure waistband combines a button, zipper, and elastic band with a grippy silicon lined backside.
- Two internal hook-and-loop waist adjusters create a sag-free fit with less bulk.
- Two hand pockets for quick and easy access.
- Rear reflective elements for low-light visibility.

MATERIAL

- Main body: 93% Polyester, 7% Elastane

SIZE

- W24 - W34 (STEP 2 inch)



ACCESSORIES



BACK

White
CW-GLBS-TS61MW01



Black
CW-GLBS-TS61ML01



Navy
CW-GLBS-TS61MN01



BACK

White
CW-GLBS-US21MW01



Black
CW-GLBS-US21ML01



Red
CW-GLBS-US21MR01



Blue
CW-GLBS-US21MB01

EVOLVE GLOVES

ANATOMICAL & FUNCTIONAL DESIGN IS SHAPED TO WORK SEAMLESSLY WITH SHIMANO SHIFTERS FOR LONG-DISTANCE COMFORT AND CONTROL.

FEATURES

- Slip-on design with longer cuff.
- Strategically-placed PORON® XRD™ & memory foam padding improves comfort.
- Anatomic palm designed to work with SHIMANO shifting levers.
- Easy pull-off tab.
- Silicone-printed palm grip.
- Soft, low-profile wiping surface on thumb.

MATERIAL

- Back of the hands: 64% Polyamide, 20% Polyester, 16% Elastane
- Palm: 49% Polyamide, 36% Elastane, 15% Polyester

SIZE

- S - XXL



NEW

SHIMANO ADVANCED RACE GLOVES

HIGH PERFORMANCE SUCCESSOR TO S-PHYRE GLOVES DELIVER AMAZING CONTROL AND RACING PERFORMANCE.

FEATURES

- Pad-free palms create greater unity with handlebars to maximize bike feel and control.
- 3D Anatomic patterning and special palm material enhance grip and comfort.
- Sleek fabric on glove's backside boosts aero performance.
- Soft and absorbent terry cloth on thumb to mop away sweat.
- Easy pull-on/off design.
- Reflective element on backside.

MATERIAL

- Back of the hand : 88% Polyamide, 12% Elastane, Pile : 100% Polyester, Part : 84% Polyester, 16% Elastane Palm : 60% Polyamide, 40% Elastane

SIZE

- S - XXL



BACK

Red
CW-GLBS-TS21MR01



Blue
CW-GLBS-TS21MB01



Black
CW-GLBS-TS21ML01



BACK

Blue
CW-GLBS-TS11MB01



Red
CW-GLBS-TS11MR01



Yellow
CW-GLBS-TS11MY01



Black
CW-GLBS-TS11ML01

ESCAPE GLOVES

ANATOMIC PALM WITH FLEXION FREE DESIGN AND MESH FABRIC ELEVATES BREATHABILITY, COMFORT, AND CONTROL.

FEATURES

- FLEXION FREE anatomic design and durable synthetic leather palm with breathable mesh base elevate comfort and control.
- Strategically-placed PORON® XRD™ & memory foam padding improves comfort.
- Breathable, mesh-base palm with synthetic leather for durability.
- Anatomic palm design.
- Silicone-printed palm grip.

MATERIAL

- Back of the hands: 45% Polyamide, 41% Polyester, 14% Elastane
- Palm: 69% Polyester, 18% Elastane, 13% Polyamide

SIZE

- S - XXL



CLASSIC GLOVES

SLIP ON GLOVE WITH ANATOMICALLY DESIGNED PALM AND GEL PADDING PROVIDES LONG DISTANCE COMFORT.

FEATURES

- Slip-on design with longer cuff.
- Anatomic palm design.
- GEL padding + EVA padding.
- Easy pull-off tab.
- Silicone-printed palm for a grip.

MATERIAL

- Back of the hands: 59% Polyamide, 26% Elastane, 10% Polyester, 5% Cotton
- Palm: 80% Polyester, 20% Elastane

SIZE

- S - XXL





Black
CW-GLBS-TS12ML01



BACK



Blue
CW-GLBS-TS12MB01



White
CW-GLBS-TS12MW01

SHIMANO LONG GLOVES

FULL FINGER COVERAGE, FIRM-GRIP MATERIAL, AND EVA PADDING PROVIDE COMFORT, ABSORB VIBRATION, AND AID BIKE CONTROL.

FEATURES

- Durable synthetic leather palm with combination of GEL & EVA padding for superior comfort and control.
- Touchscreen compatible.
- Durable synthetic leather palm provides excellent grip.
- Pad shape for comfort and control.
- Hook and Loop cuff adjuster.
- Soft, low-profile wiping surface on thumb.

MATERIAL

- Back of the hands: 65% Polyamide, 15% Elastane, 15% Polyester, 3% Cotton, 2% Rubber
- Palm: 45% Elastane, 30% Polyamide, 25% Polyester

SIZE

- S - XXL



Red
CW-GLBS-TS31MR01



BACK



Blue
CW-GLBS-TS31MB01



White
CW-GLBS-TS31MW01



Black
CW-GLBS-TS31ML01

SHIMANO GLOVES

FIRM-GRIP MATERIAL AND GEL PADDING PROVIDE COMFORT, ABSORB VIBRATION, AND ENSURE BIKE CONTROL.

FEATURES

- Durable synthetic leather palm with combination of GEL & EVA padding for superior comfort, control and grip. Easy pull-off design.
- Durable synthetic leather palm provides excellent grip.
- Pad shape for comfort and control.
- Easy pull-off design.
- Hook and Loop cuff adjuster.
- Soft, low-profile wiping surface on thumb.

MATERIAL

- Back of the hands: 61% Polyamide, 25% Elastane, 7% Polyester, 4% Cotton, 3% Rubber
- Palm: 42% Elastane, 30% Polyester, 28% Polyamide

SIZE

- S - XXL



Blue
CW-GLBS-SS61MB01



BACK



Black
CW-GLBS-SS61ML01



Red
CW-GLBS-SS61MR01



Yellow
CW-GLBS-SS61MY01

AIRWAY GLOVES

ELASTIC SYNTHETIC LEATHER PALM WITH PADDING AND STRATEGICALLY POSITIONED MESH PROVIDE COOL COMFORT AND CONTROL.

FEATURES

- Luxurious back-of-hand materials and design.
- Durable synthetic leather palm provides excellent grip.
- TPR SHIMANO logo.
- Power knit mesh on interdigits for ventilation.
- Slip-on design.
- Thick foam padding under palm heels.

MATERIAL

- Main fabric: 70% Polyamide, 30% Elastane
- Back of the hand: 71% Polyamide, 15% Elastane, 9% Polyester, 5% Cotton

SIZE

- S-XXL



Black
CW-GLBS-RS51YL



BACK



Blue
CW-GLBS-RS51YH



Red
CW-GLBS-RS51YD



White
CW-GLBS-RS51YI

VALUE GLOVES

AN AFFORDABLE, ENTRY-LEVEL GLOVE WITH THICKER PADDING ON PALM FOR A SECURE AND COMFORTABLE FEELING.

FEATURES

- 3 mm EVA padding.
- Slip-on design.
- Soft, low-profile wiping surface on thumb.

MATERIAL

- Palm : 51% Polyamide, 49% Elastane
- Back of the hands : 37% Polyester, 37% Polyamide, 15% Cotton, 11% Elastane

SIZE

- S-XXL
- WS-WXL





Blue
CW-GLBS-SS51JB01



BACK



Red
CW-GLBS-SS51JR01

JUNIOR VALUE GLOVES

AFFORDABLE ENTRY-LEVEL GLOVE WITH THICKER PADDING ON PALM FOR A SECURE AND COMFORTABLE FEEL.

FEATURES

- Junior-specific sizing and fit.
- 3 mm EVA padding.
- Slip-on design.
- Soft low-profile wiping surface on thumb.

MATERIAL

- Palm: 51% Polyamide, 49% Elastane
- Back of the hand: 37% Polyester, 37% Polyamide, 11% Elastane, 15% Cotton

SIZE

- Jr.S-Jr.L



Black
CW-GLBS-TS12WL01



BACK



Blue
CW-GLBS-US51WB01



BACK



Red/Navy
CW-GLBS-US51WR16



Blue gradient
CW-GLBS-US51WB22



Pink
CW-GLBS-US51WK01



Black
CW-GLBS-US51WL01

NEW

SUMIRE GLOVES

STYLE, COMFORT AND PERFORMANCE COMBINE TO BOOST FEMALE RIDER CONTROL AND HANDLEBAR FEEL.

FEATURES

- Women-specific 3D Anatomical palm design.
- Elegant and functional blend of sublimated fabric and mesh.
- Functional slip-on/off design with centered pull-off tab.
- Shock absorbing gel padding.
- Soft, low-profile wiping surface on thumb.
- Reflective element on backside.

MATERIAL

- Back of the hands : 75% Polyester, 14% Elastane, 7% Polyamide, 4% Cotton, Palm : 99% Polyester, 1% Elastane

SIZE

- WS - WXL



W'S SHIMANO LONG GLOVES

FULL FINGER COVERAGE, FIRM-GRIP MATERIAL, AND EVA PADDING PROVIDE COMFORT, ABSORB VIBRATION, AND AID BIKE CONTROL.

FEATURES

- Durable synthetic leather palm with combination of GEL & EVA padding for superior comfort and control.
- Touchscreen compatible.
- Durable synthetic leather palm provides excellent grip.
- Pad shape for comfort and control.
- Hook and Loop cuff adjuster.
- Soft, low-profile wiping surface on thumb.

MATERIAL

- Back of the hands: 65% Polyamide, 15% Elastane, 15% Polyester, 3% Cotton, 2% Rubber
- Palm: 45% Elastane, 30% Polyamide, 25% Polyester

SIZE

- WS - WXL

W'S SHIMANO GLOVES

FIRM-GRIP MATERIAL AND GEL PADDING PROVIDE COMFORT, ABSORB VIBRATION, AND ENSURE BIKE CONTROL.

FEATURES

- Durable synthetic leather palm with combination of GEL & EVA padding for superior comfort, control and grip. Easy pull-off design.
- Durable synthetic leather palm provides excellent grip.
- Pad shape for comfort and control.
- Easy pull-off design.
- Hook and Loop cuff adjuster.
- Soft, low-profile wiping surface on thumb.

MATERIAL

- Back of the hands: 61% Polyamide, 25% Elastane, 7% Polyester, 4% Cotton, 3% Rubber
- Palm: 42% Elastane, 30% Polyester, 28% Polyamide

SIZE

- WS - WXL



Black
CW-SCBS-TS14UL01



Navy
CW-SCBS-TS14UN01



SHIMANO LUMEN TALL SOCKS

TALL SOCKS WITH REFLECTIVE ELEMENTS TO ENHANCE VISIBILITY TO MOTORISTS IN LOW-LIGHT CONDITIONS.

FEATURES

- Reflective element for easy noticeability.
- Design that matches SHIMANO shoes and wear.
- Added cushioning at critical contact points.
- Mesh ventilation that lines up with shoe ventilation holes.
- Tall cuff height.

MATERIAL

- 82% Polyester, 12% Polyamide, 5% Cotton, 1% Elastane

SIZE

- S/M - L/XL



NEW COLOR
Dark green stripes
CW-SCBS-SS14UE16



NEW COLOR
Black/Navy line
CW-SCBS-SS14UL22



NEW COLOR
Red/Red line
CW-SCBS-SS14UR17



NEW COLOR
Frost gray
CW-SCBS-SS14UG12



NEW COLOR
Navy zebra
CW-SCBS-SS14UN12



NEW COLOR
Pink/Navy dot
CW-SCBS-SS14UK09



NEW COLOR
Charcoal
CW-SCBS-SS14UG08



NEW COLOR
Blue
CW-SCBS-SS14UB01



NEW COLOR
Navy/White line
CW-SCBS-SS14UN14



Black
CW-SCBS-SS14UL01

ORIGINAL TALL SOCKS

TALL-HEIGHT SOCK WITH VENTILATION ZONES AND STRATEGIC CUSHIONING FOR COMFORT AND PEDALING PERFORMANCE.

FEATURES

- Well matched design with SHIMANO shoes and wear.
- Integrated cushioning at strategic contact points.
- Mesh ventilation zones align with SHIMANO cycling shoe vents.
- Tall cuff height.
- Varied graphic options for every taste.

MATERIAL

- 59% Polyamide, 36% Polyester, 5% Elastane

SIZE

- S/M-L/XL





Black
CW-SCBS-SS11UL01

ORIGINAL MID SOCKS

MID-HEIGHT SOCK WITH VENTILATION ZONES AND STRATEGIC CUSHIONING FOR COMFORT AND PEDALING PERFORMANCE.

FEATURES

- Integrated cushioning at strategic contact points.
- Mesh ventilation zones align with SHIMANO cycling shoe vents.
- Thinner structure for a direct-connection feeling.

MATERIAL

- 55% Polyamide, 39% Polyester, 6% Elastane

SIZE

- S/M-L/XL



Black
CW-WABS-SS11ML01

SUN BLOCK LEG SLEEVE

LIGHTWEIGHT WARM-CONDITIONS SUN PROTECTION FOR LEGS, WITH AN ANATOMIC FIT FOR ERGONOMIC EFFICIENCY.

FEATURES

- Dry-touch breathable fabric.
- Anatomical design and fit.
- Silicone upper leg gripper secures sleeve in place.
- Reflective elements for low-light conditions.
- UPF 50+.

MATERIAL

- 80% Polyamide, 20% Elastane

SIZE

- XS-XL



White
CW-WABS-SS12MW01



Black
CW-WABS-SS12ML01

SUN BLOCK ARM SLEEVE

LIGHTWEIGHT WARM-CONDITIONS SUN PROTECTION FOR ARMS, WITH AN ANATOMIC FIT FOR ERGONOMIC EFFICIENCY.

FEATURES

- Dry-touch breathable fabric.
- Silicone upper arm gripper secures sleeve in place.
- Reflective elements for low-light visibility.
- UPF 50+.

MATERIAL

- 80% Polyamide, 20% Elastane

SIZE

- XS-XL



Black
CW-FABW-TS11UL01

S1100R SOFT SHELL SHOE COVER

SOFTSHELL ROAD SHOE COVERS WITH ANATOMICAL SEAMS SLIDE ON/OFF EASILY TO PROVIDE WIND AND WATER PROTECTION IN COLD WEATHER CONDITIONS.

FEATURES

- Anatomic Optimal Panel Construction (OPC) with offset taped seam increases pedaling comfort and water protection.
- Windproof softshell fabric with water-repellent coating.
- Highly-elastic neoprene openings make it easy to put on and take off.
- Anatomic 3D-cut toe box matches road cycling shoes.
- Durable reinforced toe.
- YKK water-repellent zipper helps keep feet dry.

MATERIAL

- 92% Polyester, 8% Elastane

SIZE

- S-XXL



Black
CW-FABW-TS21UL01

S1100X SOFT SHELL SHOE COVER

THESE MTB SHOE COVERS UTILIZE A THIN, ELASTIC, BRUSHED LINING FOR FLEXIBLE COMFORT AND A MEMBRANE FOR SPLASH PROTECTION.

FEATURES

- Anatomic Optimal Panel Construction (OPC) with offset taped seam increases pedaling comfort and water protection.
- Windproof softshell fabric with water-repellent coating.
- Highly-elastic neoprene openings stretch to pull-on/off easily.
- Anatomic 3D-cut toe box matches contours of off-road cycling shoes.
- Durable reinforced toe.
- YKK water-repellent zipper keeps feet dry.

MATERIAL

- 92% Polyester, 8% Elastane

SIZE

- S-XXL



Black
CW-FABW-TS14UL01

T1100R SOFT SHELL TOE SHOE COVER

WINDPROOF SOFTSHELL ROAD TOE SHOE COVERS WITH WATER-REPELLENT COATING AND SOFT, ELASTIC LINING KEEP TOES WARM AND DRY.

FEATURES

- Windproof softshell fabric with water-repellent coating.
- Anatomic 3D-cut toe box matches road cycling shoes.
- Specially designed for road racing shoes.
- Durable reinforced toe.

MATERIAL

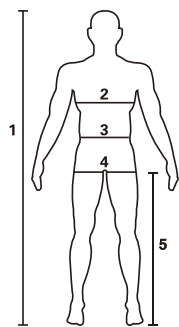
- 92% Polyester, 8% Elastane

SIZE

- S-XXL



APPAREL SIZING



MEN'S APPAREL



UNISEX

(cm)

EUROPE	XS	S	M	L	XL	XXL	XXXL
NORTH AMERICA	XXS	XS	S	M	L	XL	XXL
LATIN AMERICA	PP	P	M	G	GG	XG	XGG
ASIA	S	M	L	XL	XXL	XXXL	XXXXL
1. Height	157 - 167	167 - 173	172 - 178	177 - 183	183 - 189	189 - 195	189 - 195
2. Chest	85 - 89	90 - 93	94 - 97	98 - 100	101 - 107	107 - 113	114 - 120
3. Waist	72 - 76	77 - 81	82 - 86	87 - 91	92 - 97	97 - 101	101 - 107
4. Hip	85 - 89	90 - 93	94 - 97	98 - 100	101 - 107	107 - 113	114 - 120
5. Inseam	74 - 77	78 - 80	81 - 83	84 - 86	87 - 89	89 - 91	89 - 91



MEN'S APPAREL

(cm)

SIZE	28 Inch	30 Inch	32 Inch	34 Inch	36 Inch	38 Inch	40 Inch
3. Waist	74 - 78	78 - 82	82 - 86	87 - 91	92 - 96	97 - 101	102 - 105
4. Hip	86 - 89	90 - 93	94 - 97	99 - 102	104 - 107	109 - 113	114 - 117
5. Inseam	76 - 78	79 - 81	81 - 83	83 - 85	85 - 87	87 - 89	89 - 91



WOMEN'S APPAREL

(cm)

EUROPE	XS	S	M	L	XL	XXL	XXXL
NORTH AMERICA	XXS	XS	S	M	L	XL	XXL
LATIN AMERICA	PP	P	M	G	GG	XG	XGG
ASIA	S	M	L	XL	XXL	XXXL	XXXXL
1. Height	152 - 158	157 - 163	162 - 168	167 - 173	173 - 179	179 - 185	179 - 185
2. Chest	81 - 83	84 - 86	87 - 89	90 - 92	93 - 96	97 - 100	101 - 105
3. Waist	61 - 63	64 - 66	67 - 70	71 - 74	75 - 78	79 - 82	83 - 87
4. Hip	88 - 90	91 - 93	94 - 96	97 - 99	100 - 103	104 - 107	108 - 112
5. Inseam	71 - 73	74 - 76	77 - 79	80 - 82	83 - 84	85 - 87	85 - 87



WOMEN'S APPAREL

(cm)

SIZE	28 Inch	30 Inch	32 Inch	34 Inch	36 Inch	38 Inch	40 Inch
3. 1/2Waist	37	39	41	43	45	47	49
4. Hip	46	48	50	52	54	56	58
5. Inseam	24.5	25.5	26.5	27.5	28.5	29.5	30.5



JUNIOR'S APPAREL

(cm)

EUROPE	S	M	L
NORTH AMERICA	S	M	L
LATIN AMERICA	P	M	G
ASIA	S	M	L
1. Height	130	140	150
2. Chest	64 - 68	68 - 72	72 - 76
3. Waist	58 - 62	62 - 66	66 - 70
4. Hip	68 - 72	72 - 76	76 - 80
5. Inseam	56 - 62	61 - 67	66 - 72

GLOVES

(cm)

		S	M	L	XL	XXL
Hand Circumference	Men's Gloves	17.8 - 20.3	20.3 - 22.9	22.9 - 24.8	24.8 - 26.7	26.7 - 28.6
Hand Circumference	Women's Gloves	16.5 - 18.3	18.3 - 19.6	19.6 - 20.8	20.3 - 22.1	
Hand Circumference	Junior's Gloves	13.0 - 15.0	15.0 - 17.0	17.0 - 19.0		

SOCKS

(cm)

ORDER SIZE	S/M	M/L	L/XL
Foot Length	36 - 40	41 - 44	45 - 48
Cm	22.5 - 25.2	25.8 - 27.8	28.5 - 30.5



HAND CIRCUMFERENCE












SS21 ACCESSORIES SPECIFICATIONS

	EVOLVE GLOVES	SHIMANO ADVANCED RACE GLOVES	ESCAPE GLOVES	CLASSIC GLOVES	SHIMANO LONG GLOVES	SHIMANO GLOVES
						
	CW-GLBS-TS61M	CW-GLBS-US21M	CW-GLBS-TS21M	CW-GLBS-TS11M	CW-GLBS-TS12M	CW-GLBS-TS31M
 PORON FABRIC	•		•			
 REFLECTIVE DETAILS	•	•	•	•	•	•
 FOAM PADDING	•		•			
 SILICONE GRIP	•	•	•	•	•	•
 EASY CENTER PULL OFF TAB	•			•		•
 SOFT WIPING FABRIC	•	•	•	•	•	•
 FLEXION FREE			•			
 3D PALM DESIGN	•		•	•		•
 3D ANATOMIC DESIGN					•	
 TOUCH SCREEN					•	
 GEL PADDING				•	•	•
 AERODYNAMIC	•	•		•		

	AIRWAY GLOVES	VALUE GLOVES	JUNIOR VALUE GLOVES	SUMIRE GLOVES	W'S SHIMANO LONG GLOVES	W'S SHIMANO GLOVES
						
	CW-GLBS-SS61M	CW-GLBS-RS51Y	CW-GLBS-SS51J	CW-GLBS-US51W	CW-GLBS-TS12W	CW-GLBS-TS31W
 PORON FABRIC						
 REFLECTIVE DETAILS				•	•	•
 FOAM PADDING	•	•	•	•		
 SILICONE GRIP				•	•	•
 EASY CENTER PULL OFF TAB				•		•
 SOFT WIPING FABRIC		•	•	•	•	•
 FLEXION FREE						
 3D PALM DESIGN	•			•		•
 3D ANATOMIC DESIGN					•	
 TOUCH SCREEN					•	
 GEL PADDING				•	•	•
 AERODYNAMIC						

SS21 ACCESSORIES SPECIFICATIONS

	S-PHYRE TALL SOCKS	SHIMANO LUMEN TALL SOCKS	ORIGINAL TALL SOCKS	ORIGINAL MID SOCKS	SUN BLOCK LEG SLEEVE	SUN BLOCK ARM SLEEVE
						
	CW-SCBS-SS31U	CW-SCBS-TS14U	CW-SCBS-SS14U	CW-SCBS-SS11U	CW-WABS-SS11M	CW-WABS-SS12M
 REFLECTIVE DETAILS		•			•	•
 TAPED SEAMS						
 CUSHION	•	•	•	•		
 ARCH PANEL	•					
 VENTILATION	•	•	•	•		
 BRUSHED INSIDE						
 WATER RESISTANT						
 WINDPROOF						
 OPTIMAL PANEL CONSTRUCTION						
 UV PROTECTION					•	•

	S1100R SOFT SHELL SHOE COVER	S1100X SOFT SHELL SHOE COVER	T1100R SOFT SHELL TOE SHOE COVER
			
	CW-FABW-TS11U	CW-FABW-TS21U	CW-FABW-TS14U
 SPD-SL	•		•
 SPD		•	
 REFLECTIVE DETAILS	•	•	•
 TAPED SEAMS	•	•	
 BRUSHED INSIDE	•	•	•
 WATER RESISTANT			•
 WINDPROOF	•	•	•
 OPTIMAL PANEL CONSTRUCTION	•	•	

APPAREL ICONS

FEATURES



REFLECTIVE DETAILS

Light-reflecting details improve the wearer's visibility in low-light settings, making for a safer ride.



PACKABLE FUNCTION

The built-in self-packing pouch lets you quickly store your jacket in a compact, easy-to-carry package.



OPTIMAL PANEL CONSTRUCTION

SHIMANO employs sophisticated 3D modeling to shape sections of material for an optimal fit.



AERODYNAMIC

Aerodynamic shaping reduces air resistance to support more energy-efficient riding.



TAPED SEAMS

Taped seams serve to improve durability and enhance protection from wind and rain.



VENTILATION

Mesh knitting enhances ventilation to keep you dry and comfortable.



CUSHION

Cushioning on top of the foot is engineered to reduce the impact from the shoes.



ARCH PANEL

This section of the sock helps to keep the arch of the foot raised to prevent fatigue.



EASY CENTER PULL OFF TAB

Pull off tab for easy removal.



FOAM PADDING

Foam padding offers protection in case of accidents and reduces fatigue by absorbing the impact of handlebar vibrations.



SILICONE GRIP

Non-slip silicone is used on palm and finger sections to ensure a secure grip and stable handling.



3D PALM DESIGN

A specially configured thumb section is designed to minimize wrinkles when you grip your handlebars.



SOFT WIPING FABRIC

Soft, absorbent terry cloth to mop your hard-toiling brow.



FLEXION FREE

SHIMANO's proprietary glove design won't hinder your wrist movements, letting you ride in comfort.



BRUSHED INSIDE

The soft touch of a brushed inner layer promotes warmth and comfort.



3D ANATOMIC DESIGN

The entire glove has been designed to a 3D pattern that fits the natural contours of your hand.



TOUCHSCREEN COMPATIBLE

Conductive fabric on index and thumb works with touchscreen devices.



WINDPROOF

Designated windproof items significantly reduce the heat-sapping effects of wind.



WATER RESISTANT

Water resistant materials are able to withstand light showers and moderate exposure to water.



WATER-REPELLENT

Durable coating still repels water after numerous wash cycles.



GEL PADDING

Gel foam delivers impact and vibration absorption.



UV PROTECTION

The upper side of the material is designed to protect you from harmful UV rays.



PORON® XRD™

PORON® XRD™ is a high-performance impact-absorbing material that can be fabricated for use in a variety of applications. Absorbing over 90% of energy from impacts at high strain rates, it offers excellent compression-set resistance. Incorporated into sporting apparel, it provides wearable protection against injuries caused by impacts. Breathable, lightweight, and soft, PORON® XRD™ follows the body's contours to support ease of movement and a wide range of motion.

FIT TYPES



ROAD COMPETITION

Designed without compromise to boost your performance. The race fit fits like a part of the body and less flutter, they deliver an aerodynamic advantage.



MTB

More loose fitting design for maximum MTB riding comfort. The MTB fit is lightweight, airy, and supports the dynamic movement of mountain bikers.



ROAD PERFORMANCE

For riders seeking active and performance riding. The performance fit is easy to move and less flutter by slim fit.



ROAD SPORTS

Moderate fit and easy to move. The sports fit that is comfortable and less stressful with slim fit.